

**HR400A-SUM Public Food Service and Lodging
License and Unit Summary by County**

Alachua County

| Prof. Code and Description | # Accounts | # Seats/Units |
|-------------------------------------|--------------|---------------|
| Food Service | | |
| 2010 Seating | 460 | 39,495 |
| 2010 Non-Seating | 43 | 0 |
| 2013 Catering | 8 | 0 |
| 2014 Mobile Food Dispensing Vehicle | 16 | 0 |
| 2014 Hot Dog Cart | 4 | 0 |
| 2015 Vending Machine | 26 | 0 |
| Subtotal: Food Service | 557 | 39,495 |
| Lodging | | |
| 2001 Hotel | 16 | 1,947 |
| 2002 Motel | 44 | 2,598 |
| 2003 Transient Apartment | 4 | 52 |
| 2003 Nontransient Apartment | 397 | 28,632 |
| 2004 Nontransient Rooming House | 3 | 71 |
| 2005 Bed and Breakfast | 7 | 56 |
| 2007 Resort Dwelling Single | 2 | 2 |
| Subtotal: Lodging | 473 | 33,358 |
| Total: Alachua County | 1,030 | 72,853 |

**HR400A-SUM Public Food Service and Lodging
License and Unit Summary by County**

Baker County

| Prof. Code and Description | # Accounts | # Seats/Units |
|----------------------------|------------|---------------|
|----------------------------|------------|---------------|

Food Service

| | | |
|-------------------------------------|-----------|--------------|
| 2010 Seating | 29 | 1,993 |
| 2010 Non-Seating | 2 | 0 |
| 2014 Mobile Food Dispensing Vehicle | 1 | 0 |
| 2015 Vending Machine | 3 | 0 |
| Subtotal: Food Service | 35 | 1,993 |

Lodging

| | | |
|-----------------------------|----------|------------|
| 2002 Motel | 3 | 147 |
| 2003 Nontransient Apartment | 2 | 59 |
| Subtotal: Lodging | 5 | 206 |

| | | |
|----------------------------|-----------|--------------|
| Total: Baker County | 40 | 2,199 |
|----------------------------|-----------|--------------|

**HR400A-SUM Public Food Service and Lodging
License and Unit Summary by County**

Bay County

| Prof. Code and Description | # Accounts | # Seats/Units |
|-------------------------------------|--------------|---------------|
| Food Service | | |
| 2010 Seating | 471 | 50,962 |
| 2010 Non-Seating | 64 | 0 |
| 2013 Catering | 6 | 0 |
| 2014 Mobile Food Dispensing Vehicle | 16 | 0 |
| 2014 Hot Dog Cart | 4 | 0 |
| Subtotal: Food Service | 561 | 50,962 |
| Lodging | | |
| 2001 Hotel | 17 | 1,654 |
| 2002 Motel | 114 | 5,926 |
| 2003 Transient Apartment | 6 | 105 |
| 2003 Nontransient Apartment | 149 | 7,497 |
| 2004 Transient Rooming House | 1 | 10 |
| 2006 Resort Condominium Single | 55 | 409 |
| 2006 Resort Condominium Group | 77 | 5,950 |
| 2006 Resort Condominium Collective | 38 | 1,414 |
| 2007 Resort Dwelling Single | 86 | 181 |
| 2007 Resort Dwelling Group | 6 | 92 |
| 2007 Resort Dwelling Collective | 16 | 392 |
| Subtotal: Lodging | 565 | 23,630 |
| Total: Bay County | 1,126 | 74,592 |

**HR400A-SUM Public Food Service and Lodging
License and Unit Summary by County**

Bradford County

| Prof. Code and Description | # Accounts | # Seats/Units |
|-------------------------------------|------------|---------------|
| Food Service | | |
| 2010 Seating | 40 | 3,087 |
| 2010 Non-Seating | 2 | 0 |
| 2013 Catering | 1 | 0 |
| 2014 Mobile Food Dispensing Vehicle | 2 | 0 |
| 2015 Vending Machine | 2 | 0 |
| Subtotal: Food Service | 47 | 3,087 |
| Lodging | | |
| 2001 Hotel | 1 | 29 |
| 2002 Motel | 10 | 324 |
| 2003 Transient Apartment | 2 | 10 |
| 2003 Nontransient Apartment | 11 | 470 |
| 2004 Transient Rooming House | 1 | 2 |
| 2005 Bed and Breakfast | 1 | 4 |
| Subtotal: Lodging | 26 | 839 |
| Total: Bradford County | 73 | 3,926 |

**HR400A-SUM Public Food Service and Lodging
License and Unit Summary by County**

Brevard County

| Prof. Code and Description | # Accounts | # Seats/Units |
|-------------------------------------|--------------|----------------|
| Food Service | | |
| 2010 Seating | 1,045 | 98,100 |
| 2010 Non-Seating | 115 | 0 |
| 2013 Catering | 9 | 0 |
| 2014 Mobile Food Dispensing Vehicle | 21 | 0 |
| 2014 Hot Dog Cart | 16 | 0 |
| 2015 Vending Machine | 42 | 0 |
| Subtotal: Food Service | 1,248 | 98,100 |
| Lodging | | |
| 2001 Hotel | 32 | 3,655 |
| 2002 Motel | 82 | 5,744 |
| 2003 Transient Apartment | 38 | 469 |
| 2003 Nontransient Apartment | 382 | 23,035 |
| 2004 Transient Rooming House | 3 | 32 |
| 2004 Nontransient Rooming House | 4 | 75 |
| 2005 Bed and Breakfast | 5 | 36 |
| 2006 Resort Condominium Single | 79 | 101 |
| 2006 Resort Condominium Group | 32 | 1,292 |
| 2006 Resort Condominium Collective | 6 | 281 |
| 2007 Resort Dwelling Single | 40 | 44 |
| Subtotal: Lodging | 703 | 34,764 |
| Total: Brevard County | 1,951 | 132,864 |

**HR400A-SUM Public Food Service and Lodging
License and Unit Summary by County**

Broward County

| Prof. Code and Description | # Accounts | # Seats/Units |
|-------------------------------------|--------------|----------------|
| Food Service | | |
| 2010 Seating | 3,263 | 312,390 |
| 2010 Non-Seating | 561 | 0 |
| 2013 Catering | 52 | 0 |
| 2014 Mobile Food Dispensing Vehicle | 60 | 0 |
| 2014 Hot Dog Cart | 12 | 0 |
| 2015 Vending Machine | 7 | 0 |
| Subtotal: Food Service | 3,955 | 312,390 |
| Lodging | | |
| 2001 Hotel | 141 | 21,814 |
| 2002 Motel | 277 | 8,035 |
| 2003 Transient Apartment | 198 | 2,233 |
| 2003 Nontransient Apartment | 2,544 | 99,205 |
| 2004 Transient Rooming House | 16 | 153 |
| 2004 Nontransient Rooming House | 14 | 147 |
| 2005 Bed and Breakfast | 5 | 26 |
| 2006 Resort Condominium Single | 9 | 190 |
| 2006 Resort Condominium Group | 45 | 2,462 |
| 2006 Resort Condominium Collective | 2 | 16 |
| 2007 Resort Dwelling Single | 20 | 21 |
| 2007 Resort Dwelling Group | 2 | 102 |
| 2007 Resort Dwelling Collective | 5 | 107 |
| Subtotal: Lodging | 3,278 | 134,511 |
| Total: Broward County | 7,233 | 446,901 |

**HR400A-SUM Public Food Service and Lodging
 License and Unit Summary by County**

Calhoun County

| Prof. Code and Description | # Accounts | # Seats/Units |
|-------------------------------|------------|---------------|
| Food Service | | |
| 2010 Seating | 20 | 1,450 |
| 2010 Non-Seating | 3 | 0 |
| Subtotal: Food Service | 23 | 1,450 |
| Lodging | | |
| 2002 Motel | 2 | 24 |
| 2003 Nontransient Apartment | 4 | 102 |
| Subtotal: Lodging | 6 | 126 |
| Total: Calhoun County | 29 | 1,576 |

**HR400A-SUM Public Food Service and Lodging
License and Unit Summary by County**

Charlotte County

| Prof. Code and Description | # Accounts | # Seats/Units |
|-------------------------------------|------------|---------------|
| Food Service | | |
| 2010 Seating | 293 | 29,790 |
| 2010 Non-Seating | 38 | 0 |
| 2013 Catering | 2 | 0 |
| 2014 Mobile Food Dispensing Vehicle | 13 | 0 |
| 2014 Hot Dog Cart | 4 | 0 |
| 2015 Vending Machine | 1 | 0 |
| Subtotal: Food Service | 351 | 29,790 |
| Lodging | | |
| 2001 Hotel | 8 | 746 |
| 2002 Motel | 18 | 681 |
| 2003 Transient Apartment | 18 | 135 |
| 2003 Nontransient Apartment | 31 | 2,163 |
| 2005 Bed and Breakfast | 2 | 6 |
| 2006 Resort Condominium Single | 5 | 5 |
| 2006 Resort Condominium Group | 18 | 523 |
| 2006 Resort Condominium Collective | 7 | 206 |
| 2007 Resort Dwelling Single | 11 | 11 |
| 2007 Resort Dwelling Group | 1 | 13 |
| 2007 Resort Dwelling Collective | 9 | 328 |
| Subtotal: Lodging | 128 | 4,817 |
| Total: Charlotte County | 479 | 34,607 |

**HR400A-SUM Public Food Service and Lodging
License and Unit Summary by County**

Citrus County

| Prof. Code and Description | # Accounts | # Seats/Units |
|-------------------------------------|------------|---------------|
| Food Service | | |
| 2010 Seating | 245 | 19,825 |
| 2010 Non-Seating | 22 | 0 |
| 2014 Mobile Food Dispensing Vehicle | 21 | 0 |
| 2014 Hot Dog Cart | 2 | 0 |
| 2015 Vending Machine | 6 | 0 |
| Subtotal: Food Service | 296 | 19,825 |
| Lodging | | |
| 2001 Hotel | 3 | 194 |
| 2002 Motel | 21 | 949 |
| 2003 Transient Apartment | 10 | 115 |
| 2003 Nontransient Apartment | 34 | 1,050 |
| 2004 Transient Rooming House | 2 | 9 |
| 2005 Bed and Breakfast | 4 | 15 |
| 2006 Resort Condominium Collective | 1 | 34 |
| 2007 Resort Dwelling Single | 6 | 7 |
| 2007 Resort Dwelling Collective | 2 | 17 |
| Subtotal: Lodging | 83 | 2,390 |
| Total: Citrus County | 379 | 22,215 |

**HR400A-SUM Public Food Service and Lodging
 License and Unit Summary by County**

Clay County

| Prof. Code and Description | # Accounts | # Seats/Units |
|-------------------------------------|------------|---------------|
| Food Service | | |
| 2010 Seating | 272 | 25,274 |
| 2010 Non-Seating | 37 | 0 |
| 2013 Catering | 3 | 0 |
| 2014 Mobile Food Dispensing Vehicle | 6 | 0 |
| 2014 Hot Dog Cart | 3 | 0 |
| 2015 Vending Machine | 2 | 0 |
| Subtotal: Food Service | 323 | 25,274 |
| Lodging | | |
| 2001 Hotel | 8 | 802 |
| 2002 Motel | 6 | 704 |
| 2003 Nontransient Apartment | 47 | 6,243 |
| 2005 Bed and Breakfast | 3 | 14 |
| Subtotal: Lodging | 64 | 7,763 |
| Total: Clay County | 387 | 33,037 |

**HR400A-SUM Public Food Service and Lodging
License and Unit Summary by County**

Collier County

| Prof. Code and Description | # Accounts | # Seats/Units |
|-------------------------------------|--------------|----------------|
| Food Service | | |
| 2010 Seating | 826 | 93,607 |
| 2010 Non-Seating | 86 | 0 |
| 2013 Catering | 13 | 0 |
| 2014 Mobile Food Dispensing Vehicle | 14 | 0 |
| 2014 Hot Dog Cart | 5 | 0 |
| Subtotal: Food Service | 944 | 93,607 |
| Lodging | | |
| 2001 Hotel | 30 | 4,519 |
| 2002 Motel | 45 | 2,295 |
| 2003 Transient Apartment | 4 | 126 |
| 2003 Nontransient Apartment | 109 | 11,719 |
| 2004 Transient Rooming House | 1 | 5 |
| 2004 Nontransient Rooming House | 3 | 123 |
| 2006 Resort Condominium Single | 3 | 87 |
| 2006 Resort Condominium Group | 24 | 1,489 |
| 2006 Resort Condominium Collective | 19 | 810 |
| 2007 Resort Dwelling Single | 11 | 12 |
| 2007 Resort Dwelling Collective | 18 | 276 |
| Subtotal: Lodging | 267 | 21,461 |
| Total: Collier County | 1,211 | 115,068 |

**HR400A-SUM Public Food Service and Lodging
License and Unit Summary by County**

Columbia County

| Prof. Code and Description | # Accounts | # Seats/Units |
|-------------------------------------|------------|---------------|
| Food Service | | |
| 2010 Seating | 110 | 9,103 |
| 2010 Non-Seating | 12 | 0 |
| 2013 Catering | 1 | 0 |
| 2014 Mobile Food Dispensing Vehicle | 10 | 0 |
| 2014 Hot Dog Cart | 1 | 0 |
| 2015 Vending Machine | 6 | 0 |
| Subtotal: Food Service | 140 | 9,103 |
| Lodging | | |
| 2001 Hotel | 5 | 455 |
| 2002 Motel | 29 | 1,568 |
| 2003 Transient Apartment | 2 | 24 |
| 2003 Nontransient Apartment | 54 | 1,790 |
| Subtotal: Lodging | 90 | 3,837 |
| Total: Columbia County | 230 | 12,940 |

**HR400A-SUM Public Food Service and Lodging
License and Unit Summary by County**

Dade County

| Prof. Code and Description | # Accounts | # Seats/Units |
|-------------------------------------|---------------|----------------|
| Food Service | | |
| 2010 Seating | 4,499 | 371,177 |
| 2010 Non-Seating | 781 | 0 |
| 2013 Catering | 70 | 0 |
| 2014 Mobile Food Dispensing Vehicle | 261 | 0 |
| 2014 Hot Dog Cart | 152 | 0 |
| 2015 Vending Machine | 4 | 0 |
| Subtotal: Food Service | 5,767 | 371,177 |
| Lodging | | |
| 2001 Hotel | 276 | 36,531 |
| 2002 Motel | 143 | 8,306 |
| 2003 Transient Apartment | 52 | 1,021 |
| 2003 Nontransient Apartment | 5,285 | 141,078 |
| 2004 Transient Rooming House | 44 | 499 |
| 2004 Nontransient Rooming House | 46 | 706 |
| 2005 Bed and Breakfast | 2 | 12 |
| 2006 Resort Condominium Single | 16 | 1,022 |
| 2006 Resort Condominium Group | 25 | 2,250 |
| 2006 Resort Condominium Collective | 7 | 165 |
| 2007 Resort Dwelling Single | 13 | 241 |
| 2007 Resort Dwelling Collective | 2 | 34 |
| Subtotal: Lodging | 5,911 | 191,865 |
| Total: Dade County | 11,678 | 563,042 |

**HR400A-SUM Public Food Service and Lodging
License and Unit Summary by County**

DeSoto County

| Prof. Code and Description | # Accounts | # Seats/Units |
|-------------------------------------|------------|---------------|
| Food Service | | |
| 2010 Seating | 40 | 2,838 |
| 2010 Non-Seating | 6 | 0 |
| 2014 Mobile Food Dispensing Vehicle | 2 | 0 |
| Subtotal: Food Service | 48 | 2,838 |
| Lodging | | |
| 2001 Hotel | 1 | 63 |
| 2002 Motel | 4 | 124 |
| 2003 Transient Apartment | 1 | 3 |
| 2003 Nontransient Apartment | 14 | 564 |
| 2005 Bed and Breakfast | 2 | 28 |
| Subtotal: Lodging | 22 | 782 |
| Total: DeSoto County | 70 | 3,620 |

**HR400A-SUM Public Food Service and Lodging
License and Unit Summary by County**

Dixie County

| Prof. Code and Description | # Accounts | # Seats/Units |
|-------------------------------|------------|---------------|
| Food Service | | |
| 2010 Seating | 19 | 1,382 |
| Subtotal: Food Service | 19 | 1,382 |
| Lodging | | |
| 2002 Motel | 8 | 119 |
| 2003 Transient Apartment | 1 | 12 |
| 2003 Nontransient Apartment | 1 | 32 |
| 2004 Transient Rooming House | 1 | 16 |
| Subtotal: Lodging | 11 | 179 |
| Total: Dixie County | 30 | 1,561 |

**HR400A-SUM Public Food Service and Lodging
License and Unit Summary by County**

Duval County

| Prof. Code and Description | # Accounts | # Seats/Units |
|-------------------------------------|--------------|----------------|
| Food Service | | |
| 2010 Seating | 1,833 | 173,924 |
| 2010 Non-Seating | 266 | 0 |
| 2012 Theme Park Food Cart | 7 | 75 |
| 2013 Catering | 28 | 0 |
| 2014 Mobile Food Dispensing Vehicle | 64 | 0 |
| 2014 Hot Dog Cart | 78 | 0 |
| 2015 Vending Machine | 47 | 0 |
| Subtotal: Food Service | 2,323 | 173,999 |
| Lodging | | |
| 2001 Hotel | 86 | 11,139 |
| 2002 Motel | 70 | 6,465 |
| 2003 Transient Apartment | 4 | 438 |
| 2003 Nontransient Apartment | 619 | 75,483 |
| 2004 Transient Rooming House | 10 | 130 |
| 2004 Nontransient Rooming House | 10 | 92 |
| 2005 Bed and Breakfast | 8 | 34 |
| 2006 Resort Condominium Collective | 1 | 3 |
| 2007 Resort Dwelling Single | 4 | 7 |
| 2007 Resort Dwelling Collective | 3 | 130 |
| Subtotal: Lodging | 815 | 93,921 |
| Total: Duval County | 3,138 | 267,920 |

**HR400A-SUM Public Food Service and Lodging
License and Unit Summary by County**

Escambia County

| Prof. Code and Description | # Accounts | # Seats/Units |
|-------------------------------------|------------|---------------|
| Food Service | | |
| 2010 Seating | 524 | 52,850 |
| 2010 Non-Seating | 55 | 0 |
| 2013 Catering | 8 | 0 |
| 2014 Mobile Food Dispensing Vehicle | 27 | 0 |
| 2014 Hot Dog Cart | 5 | 0 |
| 2015 Vending Machine | 1 | 0 |
| Subtotal: Food Service | 620 | 52,850 |
| Lodging | | |
| 2001 Hotel | 25 | 2,524 |
| 2002 Motel | 53 | 3,812 |
| 2003 Transient Apartment | 1 | 24 |
| 2003 Nontransient Apartment | 182 | 13,823 |
| 2004 Transient Rooming House | 1 | 3 |
| 2004 Nontransient Rooming House | 1 | 11 |
| 2005 Bed and Breakfast | 5 | 27 |
| 2006 Resort Condominium Single | 10 | 35 |
| 2006 Resort Condominium Group | 15 | 840 |
| 2006 Resort Condominium Collective | 13 | 554 |
| 2007 Resort Dwelling Single | 1 | 28 |
| 2007 Resort Dwelling Collective | 6 | 93 |
| Subtotal: Lodging | 313 | 21,774 |
| Total: Escambia County | 933 | 74,624 |

**HR400A-SUM Public Food Service and Lodging
License and Unit Summary by County**

Flagler County

| Prof. Code and Description | # Accounts | # Seats/Units |
|-------------------------------------|------------|---------------|
| Food Service | | |
| 2010 Seating | 162 | 13,234 |
| 2010 Non-Seating | 11 | 0 |
| 2013 Catering | 1 | 0 |
| 2014 Mobile Food Dispensing Vehicle | 2 | 0 |
| 2014 Hot Dog Cart | 2 | 0 |
| 2015 Vending Machine | 5 | 0 |
| Subtotal: Food Service | 183 | 13,234 |
| Lodging | | |
| 2001 Hotel | 7 | 585 |
| 2002 Motel | 10 | 325 |
| 2003 Transient Apartment | 2 | 5 |
| 2003 Nontransient Apartment | 12 | 792 |
| 2004 Transient Rooming House | 2 | 34 |
| 2005 Bed and Breakfast | 2 | 11 |
| 2006 Resort Condominium Single | 69 | 155 |
| 2006 Resort Condominium Group | 5 | 146 |
| 2006 Resort Condominium Collective | 8 | 381 |
| 2007 Resort Dwelling Single | 37 | 87 |
| 2007 Resort Dwelling Group | 1 | 11 |
| 2007 Resort Dwelling Collective | 5 | 24 |
| Subtotal: Lodging | 160 | 2,556 |
| Total: Flagler County | 343 | 15,790 |

**HR400A-SUM Public Food Service and Lodging
License and Unit Summary by County**

Franklin County

| Prof. Code and Description | # Accounts | # Seats/Units |
|-------------------------------------|------------|---------------|
| Food Service | | |
| 2010 Seating | 48 | 3,965 |
| 2010 Non-Seating | 1 | 0 |
| 2013 Catering | 3 | 0 |
| 2014 Mobile Food Dispensing Vehicle | 4 | 0 |
| Subtotal: Food Service | 56 | 3,965 |
| Lodging | | |
| 2001 Hotel | 4 | 81 |
| 2002 Motel | 11 | 348 |
| 2003 Transient Apartment | 1 | 4 |
| 2003 Nontransient Apartment | 4 | 121 |
| 2004 Transient Rooming House | 1 | 4 |
| 2005 Bed and Breakfast | 3 | 28 |
| 2006 Resort Condominium Single | 24 | 59 |
| 2006 Resort Condominium Collective | 3 | 115 |
| 2007 Resort Dwelling Single | 186 | 187 |
| 2007 Resort Dwelling Collective | 16 | 795 |
| Subtotal: Lodging | 253 | 1,742 |
| Total: Franklin County | 309 | 5,707 |

**HR400A-SUM Public Food Service and Lodging
License and Unit Summary by County**

Gadsden County

| Prof. Code and Description | # Accounts | # Seats/Units |
|-------------------------------------|------------|---------------|
| Food Service | | |
| 2010 Seating | 61 | 3,374 |
| 2010 Non-Seating | 5 | 0 |
| 2013 Catering | 2 | 0 |
| 2014 Mobile Food Dispensing Vehicle | 14 | 0 |
| 2014 Hot Dog Cart | 1 | 0 |
| Subtotal: Food Service | 83 | 3,374 |
| Lodging | | |
| 2001 Hotel | 4 | 238 |
| 2002 Motel | 10 | 236 |
| 2003 Transient Apartment | 2 | 85 |
| 2003 Nontransient Apartment | 16 | 869 |
| 2005 Bed and Breakfast | 2 | 14 |
| 2007 Resort Dwelling Group | 2 | 8 |
| Subtotal: Lodging | 36 | 1,450 |
| Total: Gadsden County | 119 | 4,824 |

**HR400A-SUM Public Food Service and Lodging
License and Unit Summary by County**

Gilchrist County

| Prof. Code and Description | # Accounts | # Seats/Units |
|-------------------------------------|------------|---------------|
| Food Service | | |
| 2010 Seating | 13 | 796 |
| 2014 Mobile Food Dispensing Vehicle | 1 | 0 |
| Subtotal: Food Service | 14 | 796 |
| Lodging | | |
| 2002 Motel | 4 | 67 |
| 2003 Transient Apartment | 1 | 2 |
| 2003 Nontransient Apartment | 2 | 60 |
| 2007 Resort Dwelling Single | 1 | 1 |
| Subtotal: Lodging | 8 | 130 |
| Total: Gilchrist County | 22 | 926 |

**HR400A-SUM Public Food Service and Lodging
License and Unit Summary by County**

Glades County

| Prof. Code and Description | # Accounts | # Seats/Units |
|-------------------------------------|------------|---------------|
| Food Service | | |
| 2010 Seating | 11 | 552 |
| 2014 Mobile Food Dispensing Vehicle | 1 | 0 |
| Subtotal: Food Service | 12 | 552 |
| Lodging | | |
| 2002 Motel | 8 | 99 |
| 2003 Transient Apartment | 1 | 8 |
| 2003 Nontransient Apartment | 1 | 28 |
| Subtotal: Lodging | 10 | 135 |
| Total: Glades County | 22 | 687 |

**HR400A-SUM Public Food Service and Lodging
License and Unit Summary by County**

Gulf County

| Prof. Code and Description | # Accounts | # Seats/Units |
|-------------------------------------|------------|---------------|
| Food Service | | |
| 2010 Seating | 36 | 2,039 |
| 2014 Mobile Food Dispensing Vehicle | 5 | 0 |
| Subtotal: Food Service | 41 | 2,039 |
| Lodging | | |
| 2001 Hotel | 3 | 101 |
| 2002 Motel | 4 | 45 |
| 2003 Transient Apartment | 1 | 6 |
| 2003 Nontransient Apartment | 3 | 113 |
| 2005 Bed and Breakfast | 4 | 21 |
| 2006 Resort Condominium Single | 4 | 4 |
| 2006 Resort Condominium Collective | 3 | 126 |
| 2007 Resort Dwelling Single | 28 | 29 |
| 2007 Resort Dwelling Group | 1 | 3 |
| 2007 Resort Dwelling Collective | 13 | 491 |
| Subtotal: Lodging | 64 | 939 |
| Total: Gulf County | 105 | 2,978 |

**HR400A-SUM Public Food Service and Lodging
License and Unit Summary by County**

Hamilton County

| Prof. Code and Description | # Accounts | # Seats/Units |
|-------------------------------------|------------|---------------|
| Food Service | | |
| 2010 Seating | 20 | 1,200 |
| 2010 Non-Seating | 5 | 0 |
| 2014 Mobile Food Dispensing Vehicle | 6 | 0 |
| Subtotal: Food Service | 31 | 1,200 |
| Lodging | | |
| 2002 Motel | 10 | 393 |
| 2003 Nontransient Apartment | 6 | 155 |
| 2005 Bed and Breakfast | 2 | 12 |
| Subtotal: Lodging | 18 | 560 |
| Total: Hamilton County | 49 | 1,760 |

**HR400A-SUM Public Food Service and Lodging
 License and Unit Summary by County**

Hardee County

| Prof. Code and Description | # Accounts | # Seats/Units |
|-------------------------------------|------------|---------------|
| Food Service | | |
| 2010 Seating | 34 | 2,403 |
| 2010 Non-Seating | 4 | 0 |
| 2014 Mobile Food Dispensing Vehicle | 7 | 0 |
| Subtotal: Food Service | 45 | 2,403 |
| Lodging | | |
| 2001 Hotel | 1 | 48 |
| 2002 Motel | 4 | 64 |
| 2003 Nontransient Apartment | 13 | 549 |
| 2004 Transient Rooming House | 1 | 5 |
| Subtotal: Lodging | 19 | 666 |
| Total: Hardee County | 64 | 3,069 |

**HR400A-SUM Public Food Service and Lodging
License and Unit Summary by County**

Hendry County

| Prof. Code and Description | # Accounts | # Seats/Units |
|-------------------------------------|------------|---------------|
| Food Service | | |
| 2010 Seating | 52 | 4,029 |
| 2010 Non-Seating | 4 | 0 |
| 2014 Mobile Food Dispensing Vehicle | 3 | 0 |
| Subtotal: Food Service | 59 | 4,029 |
| Lodging | | |
| 2001 Hotel | 3 | 162 |
| 2002 Motel | 12 | 278 |
| 2003 Nontransient Apartment | 15 | 332 |
| 2004 Nontransient Rooming House | 1 | 8 |
| 2006 Resort Condominium Group | 1 | 6 |
| Subtotal: Lodging | 32 | 786 |
| Total: Hendry County | 91 | 4,815 |

**HR400A-SUM Public Food Service and Lodging
License and Unit Summary by County**

Hernando County

| Prof. Code and Description | # Accounts | # Seats/Units |
|-------------------------------------|------------|---------------|
| Food Service | | |
| 2010 Seating | 246 | 22,033 |
| 2010 Non-Seating | 28 | 0 |
| 2013 Catering | 1 | 0 |
| 2014 Mobile Food Dispensing Vehicle | 14 | 0 |
| 2014 Hot Dog Cart | 6 | 0 |
| Subtotal: Food Service | 295 | 22,033 |
| Lodging | | |
| 2001 Hotel | 4 | 275 |
| 2002 Motel | 14 | 653 |
| 2003 Transient Apartment | 5 | 165 |
| 2003 Nontransient Apartment | 54 | 2,453 |
| Subtotal: Lodging | 77 | 3,546 |
| Total: Hernando County | 372 | 25,579 |

**HR400A-SUM Public Food Service and Lodging
License and Unit Summary by County**

Highlands County

| Prof. Code and Description | # Accounts | # Seats/Units |
|-------------------------------------|------------|---------------|
| Food Service | | |
| 2010 Seating | 157 | 14,968 |
| 2010 Non-Seating | 16 | 0 |
| 2013 Catering | 1 | 0 |
| 2014 Mobile Food Dispensing Vehicle | 11 | 0 |
| Subtotal: Food Service | 185 | 14,968 |
| Lodging | | |
| 2001 Hotel | 7 | 714 |
| 2002 Motel | 19 | 634 |
| 2003 Transient Apartment | 17 | 345 |
| 2003 Nontransient Apartment | 70 | 2,056 |
| 2004 Transient Rooming House | 2 | 10 |
| 2005 Bed and Breakfast | 1 | 4 |
| 2006 Resort Condominium Group | 4 | 138 |
| 2007 Resort Dwelling Group | 1 | 84 |
| Subtotal: Lodging | 121 | 3,985 |
| Total: Highlands County | 306 | 18,953 |

**HR400A-SUM Public Food Service and Lodging
License and Unit Summary by County**

Hillsborough County

| Prof. Code and Description | # Accounts | # Seats/Units |
|-------------------------------------|--------------|----------------|
| Food Service | | |
| 2010 Seating | 2,192 | 210,131 |
| 2010 Non-Seating | 383 | 0 |
| 2012 Theme Park Food Cart | 11 | 127 |
| 2013 Catering | 32 | 0 |
| 2014 Mobile Food Dispensing Vehicle | 147 | 0 |
| 2014 Hot Dog Cart | 33 | 0 |
| 2015 Vending Machine | 2 | 0 |
| Subtotal: Food Service | 2,800 | 210,258 |
| Lodging | | |
| 2001 Hotel | 92 | 15,492 |
| 2002 Motel | 108 | 6,647 |
| 2003 Transient Apartment | 19 | 363 |
| 2003 Nontransient Apartment | 800 | 99,942 |
| 2004 Transient Rooming House | 14 | 218 |
| 2004 Nontransient Rooming House | 5 | 51 |
| 2005 Bed and Breakfast | 4 | 16 |
| 2006 Resort Condominium Single | 4 | 7 |
| 2006 Resort Condominium Group | 4 | 840 |
| 2006 Resort Condominium Collective | 1 | 2 |
| 2007 Resort Dwelling Single | 12 | 72 |
| 2007 Resort Dwelling Group | 1 | 7 |
| 2007 Resort Dwelling Collective | 2 | 84 |
| Subtotal: Lodging | 1,066 | 123,741 |
| Total: Hillsborough County | 3,866 | 333,999 |

**HR400A-SUM Public Food Service and Lodging
License and Unit Summary by County**

Holmes County

| Prof. Code and Description | # Accounts | # Seats/Units |
|-------------------------------|------------|---------------|
| Food Service | | |
| 2010 Seating | 18 | 1,212 |
| 2010 Non-Seating | 1 | 0 |
| Subtotal: Food Service | 19 | 1,212 |
| Lodging | | |
| 2002 Motel | 4 | 181 |
| 2003 Nontransient Apartment | 10 | 139 |
| 2005 Bed and Breakfast | 2 | 7 |
| Subtotal: Lodging | 16 | 327 |
| Total: Holmes County | 35 | 1,539 |

**HR400A-SUM Public Food Service and Lodging
License and Unit Summary by County**

Indian River County

| Prof. Code and Description | # Accounts | # Seats/Units |
|-------------------------------------|------------|---------------|
| Food Service | | |
| 2010 Seating | 273 | 25,101 |
| 2010 Non-Seating | 37 | 0 |
| 2013 Catering | 6 | 0 |
| 2014 Mobile Food Dispensing Vehicle | 6 | 0 |
| 2014 Hot Dog Cart | 1 | 0 |
| 2015 Vending Machine | 11 | 0 |
| Subtotal: Food Service | 334 | 25,101 |
| Lodging | | |
| 2001 Hotel | 5 | 533 |
| 2002 Motel | 29 | 1,182 |
| 2003 Transient Apartment | 5 | 52 |
| 2003 Nontransient Apartment | 88 | 4,100 |
| 2004 Transient Rooming House | 3 | 27 |
| 2005 Bed and Breakfast | 1 | 3 |
| 2006 Resort Condominium Group | 9 | 379 |
| 2006 Resort Condominium Collective | 1 | 22 |
| 2007 Resort Dwelling Collective | 1 | 8 |
| Subtotal: Lodging | 142 | 6,306 |
| Total: Indian River County | 476 | 31,407 |

**HR400A-SUM Public Food Service and Lodging
License and Unit Summary by County**

Jackson County

| Prof. Code and Description | # Accounts | # Seats/Units |
|-------------------------------------|------------|---------------|
| Food Service | | |
| 2010 Seating | 82 | 5,829 |
| 2010 Non-Seating | 3 | 0 |
| 2014 Mobile Food Dispensing Vehicle | 4 | 0 |
| Subtotal: Food Service | 89 | 5,829 |
| Lodging | | |
| 2001 Hotel | 2 | 141 |
| 2002 Motel | 16 | 799 |
| 2003 Nontransient Apartment | 31 | 1,006 |
| 2005 Bed and Breakfast | 1 | 5 |
| 2007 Resort Dwelling Single | 1 | 10 |
| Subtotal: Lodging | 51 | 1,961 |
| Total: Jackson County | 140 | 7,790 |

**HR400A-SUM Public Food Service and Lodging
 License and Unit Summary by County**

Jefferson County

| Prof. Code and Description | # Accounts | # Seats/Units |
|-------------------------------------|------------|---------------|
| Food Service | | |
| 2010 Seating | 21 | 1,223 |
| 2010 Non-Seating | 3 | 0 |
| 2014 Mobile Food Dispensing Vehicle | 2 | 0 |
| 2014 Hot Dog Cart | 1 | 0 |
| Subtotal: Food Service | 27 | 1,223 |
| Lodging | | |
| 2002 Motel | 6 | 186 |
| 2003 Transient Apartment | 1 | 1 |
| 2003 Nontransient Apartment | 7 | 198 |
| 2004 Transient Rooming House | 1 | 5 |
| 2005 Bed and Breakfast | 3 | 10 |
| Subtotal: Lodging | 18 | 400 |
| Total: Jefferson County | 45 | 1,623 |

**HR400A-SUM Public Food Service and Lodging
License and Unit Summary by County**

Lafayette County

| Prof. Code and Description | # Accounts | # Seats/Units |
|-------------------------------------|------------|---------------|
| Food Service | | |
| 2010 Seating | 8 | 534 |
| 2014 Mobile Food Dispensing Vehicle | 1 | 0 |
| Subtotal: Food Service | 9 | 534 |
| Lodging | | |
| 2002 Motel | 2 | 27 |
| 2003 Nontransient Apartment | 1 | 36 |
| 2005 Bed and Breakfast | 1 | 12 |
| Subtotal: Lodging | 4 | 75 |
| Total: Lafayette County | 13 | 609 |

**HR400A-SUM Public Food Service and Lodging
License and Unit Summary by County**

Lake County

| Prof. Code and Description | # Accounts | # Seats/Units |
|-------------------------------------|--------------|---------------|
| Food Service | | |
| 2010 Seating | 472 | 44,782 |
| 2010 Non-Seating | 53 | 0 |
| 2013 Catering | 3 | 0 |
| 2014 Mobile Food Dispensing Vehicle | 35 | 0 |
| 2014 Hot Dog Cart | 7 | 0 |
| 2015 Vending Machine | 10 | 0 |
| Subtotal: Food Service | 580 | 44,782 |
| Lodging | | |
| 2001 Hotel | 17 | 1,493 |
| 2002 Motel | 33 | 1,503 |
| 2003 Transient Apartment | 10 | 237 |
| 2003 Nontransient Apartment | 179 | 10,044 |
| 2004 Transient Rooming House | 4 | 37 |
| 2005 Bed and Breakfast | 15 | 61 |
| 2006 Resort Condominium Single | 10 | 235 |
| 2006 Resort Condominium Group | 2 | 87 |
| 2007 Resort Dwelling Single | 883 | 888 |
| 2007 Resort Dwelling Collective | 33 | 390 |
| Subtotal: Lodging | 1,186 | 14,975 |
| Total: Lake County | 1,766 | 59,757 |

**HR400A-SUM Public Food Service and Lodging
License and Unit Summary by County**

Lee County

| Prof. Code and Description | # Accounts | # Seats/Units |
|-------------------------------------|--------------|----------------|
| Food Service | | |
| 2010 Seating | 1,331 | 140,766 |
| 2010 Non-Seating | 160 | 0 |
| 2013 Catering | 16 | 0 |
| 2014 Mobile Food Dispensing Vehicle | 42 | 0 |
| 2014 Hot Dog Cart | 20 | 0 |
| 2015 Vending Machine | 3 | 0 |
| Subtotal: Food Service | 1,572 | 140,766 |
| Lodging | | |
| 2001 Hotel | 62 | 6,710 |
| 2002 Motel | 113 | 3,964 |
| 2003 Transient Apartment | 37 | 198 |
| 2003 Nontransient Apartment | 262 | 16,436 |
| 2004 Transient Rooming House | 5 | 56 |
| 2004 Nontransient Rooming House | 4 | 37 |
| 2005 Bed and Breakfast | 5 | 24 |
| 2006 Resort Condominium Single | 18 | 24 |
| 2006 Resort Condominium Group | 70 | 3,432 |
| 2006 Resort Condominium Collective | 58 | 2,063 |
| 2007 Resort Dwelling Single | 50 | 55 |
| 2007 Resort Dwelling Group | 7 | 48 |
| 2007 Resort Dwelling Collective | 48 | 967 |
| Subtotal: Lodging | 739 | 34,014 |
| Total: Lee County | 2,311 | 174,780 |

**HR400A-SUM Public Food Service and Lodging
License and Unit Summary by County**

Leon County

| Prof. Code and Description | # Accounts | # Seats/Units |
|-------------------------------------|--------------|---------------|
| Food Service | | |
| 2010 Seating | 535 | 53,146 |
| 2010 Non-Seating | 69 | 0 |
| 2013 Catering | 16 | 0 |
| 2014 Mobile Food Dispensing Vehicle | 26 | 0 |
| 2014 Hot Dog Cart | 13 | 0 |
| 2015 Vending Machine | 1 | 0 |
| Subtotal: Food Service | 660 | 53,146 |
| Lodging | | |
| 2001 Hotel | 31 | 3,430 |
| 2002 Motel | 36 | 2,710 |
| 2003 Transient Apartment | 3 | 351 |
| 2003 Nontransient Apartment | 418 | 28,351 |
| 2004 Transient Rooming House | 3 | 280 |
| 2004 Nontransient Rooming House | 1 | 8 |
| 2007 Resort Dwelling Single | 1 | 5 |
| Subtotal: Lodging | 493 | 35,135 |
| Total: Leon County | 1,153 | 88,281 |

**HR400A-SUM Public Food Service and Lodging
License and Unit Summary by County**

Levy County

| Prof. Code and Description | # Accounts | # Seats/Units |
|-------------------------------------|------------|---------------|
| Food Service | | |
| 2010 Seating | 74 | 4,812 |
| 2010 Non-Seating | 8 | 0 |
| 2014 Mobile Food Dispensing Vehicle | 3 | 0 |
| Subtotal: Food Service | 85 | 4,812 |
| Lodging | | |
| 2001 Hotel | 1 | 10 |
| 2002 Motel | 20 | 367 |
| 2003 Transient Apartment | 6 | 36 |
| 2003 Nontransient Apartment | 16 | 456 |
| 2005 Bed and Breakfast | 2 | 16 |
| 2006 Resort Condominium Single | 9 | 14 |
| 2006 Resort Condominium Group | 5 | 110 |
| 2007 Resort Dwelling Single | 2 | 5 |
| 2007 Resort Dwelling Collective | 1 | 31 |
| Subtotal: Lodging | 62 | 1,045 |
| Total: Levy County | 147 | 5,857 |

**HR400A-SUM Public Food Service and Lodging
License and Unit Summary by County**

Liberty County

| Prof. Code and Description | # Accounts | # Seats/Units |
|-------------------------------------|------------|---------------|
| Food Service | | |
| 2010 Seating | 5 | 440 |
| 2014 Mobile Food Dispensing Vehicle | 1 | 0 |
| Subtotal: Food Service | 6 | 440 |
| Lodging | | |
| 2002 Motel | 1 | 13 |
| Subtotal: Lodging | 1 | 13 |
| Total: Liberty County | 7 | 453 |

**HR400A-SUM Public Food Service and Lodging
License and Unit Summary by County**

Madison County

| Prof. Code and Description | # Accounts | # Seats/Units |
|-------------------------------------|------------|---------------|
| Food Service | | |
| 2010 Seating | 25 | 1,538 |
| 2010 Non-Seating | 2 | 0 |
| 2014 Mobile Food Dispensing Vehicle | 3 | 0 |
| Subtotal: Food Service | 30 | 1,538 |
| Lodging | | |
| 2001 Hotel | 1 | 60 |
| 2002 Motel | 3 | 138 |
| 2003 Nontransient Apartment | 9 | 340 |
| 2005 Bed and Breakfast | 2 | 9 |
| Subtotal: Lodging | 15 | 547 |
| Total: Madison County | 45 | 2,085 |

**HR400A-SUM Public Food Service and Lodging
License and Unit Summary by County**

Manatee County

| Prof. Code and Description | # Accounts | # Seats/Units |
|-------------------------------------|--------------|---------------|
| Food Service | | |
| 2010 Seating | 580 | 55,172 |
| 2010 Non-Seating | 58 | 0 |
| 2013 Catering | 7 | 0 |
| 2014 Mobile Food Dispensing Vehicle | 35 | 0 |
| 2014 Hot Dog Cart | 7 | 0 |
| 2015 Vending Machine | 24 | 0 |
| Subtotal: Food Service | 711 | 55,172 |
| Lodging | | |
| 2001 Hotel | 7 | 741 |
| 2002 Motel | 57 | 2,480 |
| 2003 Transient Apartment | 36 | 373 |
| 2003 Nontransient Apartment | 136 | 14,064 |
| 2004 Transient Rooming House | 2 | 43 |
| 2004 Nontransient Rooming House | 2 | 14 |
| 2005 Bed and Breakfast | 4 | 32 |
| 2006 Resort Condominium Single | 8 | 23 |
| 2006 Resort Condominium Group | 31 | 879 |
| 2006 Resort Condominium Collective | 28 | 788 |
| 2007 Resort Dwelling Single | 29 | 73 |
| 2007 Resort Dwelling Collective | 27 | 657 |
| Subtotal: Lodging | 367 | 20,167 |
| Total: Manatee County | 1,078 | 75,339 |

**HR400A-SUM Public Food Service and Lodging
License and Unit Summary by County**

Marion County

| Prof. Code and Description | # Accounts | # Seats/Units |
|-------------------------------------|------------|---------------|
| Food Service | | |
| 2010 Seating | 490 | 42,009 |
| 2010 Non-Seating | 61 | 0 |
| 2013 Catering | 6 | 0 |
| 2014 Mobile Food Dispensing Vehicle | 29 | 0 |
| 2014 Hot Dog Cart | 15 | 0 |
| 2015 Vending Machine | 24 | 0 |
| Subtotal: Food Service | 625 | 42,009 |
| Lodging | | |
| 2001 Hotel | 19 | 1,979 |
| 2002 Motel | 61 | 2,514 |
| 2003 Transient Apartment | 9 | 44 |
| 2003 Nontransient Apartment | 142 | 8,983 |
| 2005 Bed and Breakfast | 5 | 33 |
| 2006 Resort Condominium Single | 1 | 1 |
| 2007 Resort Dwelling Single | 3 | 4 |
| 2007 Resort Dwelling Group | 2 | 17 |
| 2007 Resort Dwelling Collective | 1 | 16 |
| Subtotal: Lodging | 243 | 13,591 |
| Total: Marion County | 868 | 55,600 |

**HR400A-SUM Public Food Service and Lodging
License and Unit Summary by County**

Martin County

| Prof. Code and Description | # Accounts | # Seats/Units |
|-------------------------------------|------------|---------------|
| Food Service | | |
| 2010 Seating | 355 | 32,195 |
| 2010 Non-Seating | 43 | 0 |
| 2013 Catering | 5 | 0 |
| 2014 Mobile Food Dispensing Vehicle | 8 | 0 |
| 2014 Hot Dog Cart | 6 | 0 |
| 2015 Vending Machine | 2 | 0 |
| Subtotal: Food Service | 419 | 32,195 |
| Lodging | | |
| 2001 Hotel | 9 | 781 |
| 2002 Motel | 16 | 534 |
| 2003 Transient Apartment | 6 | 245 |
| 2003 Nontransient Apartment | 76 | 3,406 |
| 2004 Transient Rooming House | 1 | 38 |
| 2004 Nontransient Rooming House | 1 | 11 |
| 2005 Bed and Breakfast | 5 | 20 |
| 2006 Resort Condominium Single | 2 | 26 |
| 2006 Resort Condominium Group | 4 | 314 |
| 2006 Resort Condominium Collective | 1 | 42 |
| 2007 Resort Dwelling Group | 1 | 36 |
| Subtotal: Lodging | 122 | 5,453 |
| Total: Martin County | 541 | 37,648 |

**HR400A-SUM Public Food Service and Lodging
License and Unit Summary by County**

Monroe County

| Prof. Code and Description | # Accounts | # Seats/Units |
|-------------------------------------|--------------|---------------|
| Food Service | | |
| 2010 Seating | 420 | 43,736 |
| 2010 Non-Seating | 43 | 0 |
| 2013 Catering | 5 | 0 |
| 2014 Mobile Food Dispensing Vehicle | 14 | 0 |
| 2014 Hot Dog Cart | 6 | 0 |
| Subtotal: Food Service | 488 | 43,736 |
| Lodging | | |
| 2001 Hotel | 30 | 2,619 |
| 2002 Motel | 150 | 5,172 |
| 2003 Transient Apartment | 137 | 771 |
| 2003 Nontransient Apartment | 110 | 1,923 |
| 2004 Transient Rooming House | 14 | 178 |
| 2004 Nontransient Rooming House | 4 | 19 |
| 2005 Bed and Breakfast | 49 | 428 |
| 2006 Resort Condominium Single | 203 | 512 |
| 2006 Resort Condominium Group | 42 | 1,503 |
| 2006 Resort Condominium Collective | 31 | 995 |
| 2007 Resort Dwelling Single | 285 | 327 |
| 2007 Resort Dwelling Group | 10 | 155 |
| 2007 Resort Dwelling Collective | 51 | 1,295 |
| Subtotal: Lodging | 1,116 | 15,897 |
| Total: Monroe County | 1,604 | 59,633 |

**HR400A-SUM Public Food Service and Lodging
License and Unit Summary by County**

Nassau County

| Prof. Code and Description | # Accounts | # Seats/Units |
|-------------------------------------|------------|---------------|
| Food Service | | |
| 2010 Seating | 170 | 15,531 |
| 2010 Non-Seating | 12 | 0 |
| 2013 Catering | 1 | 0 |
| 2014 Mobile Food Dispensing Vehicle | 3 | 0 |
| Subtotal: Food Service | 186 | 15,531 |
| Lodging | | |
| 2001 Hotel | 10 | 1,249 |
| 2002 Motel | 13 | 487 |
| 2003 Transient Apartment | 3 | 6 |
| 2003 Nontransient Apartment | 31 | 1,311 |
| 2004 Transient Rooming House | 1 | 1 |
| 2004 Nontransient Rooming House | 1 | 14 |
| 2005 Bed and Breakfast | 7 | 77 |
| 2006 Resort Condominium Single | 19 | 62 |
| 2006 Resort Condominium Group | 6 | 508 |
| 2006 Resort Condominium Collective | 7 | 233 |
| 2007 Resort Dwelling Single | 25 | 29 |
| 2007 Resort Dwelling Group | 2 | 23 |
| 2007 Resort Dwelling Collective | 5 | 119 |
| Subtotal: Lodging | 130 | 4,119 |
| Total: Nassau County | 316 | 19,650 |

**HR400A-SUM Public Food Service and Lodging
License and Unit Summary by County**

Okaloosa County

| Prof. Code and Description | # Accounts | # Seats/Units |
|-------------------------------------|------------|---------------|
| Food Service | | |
| 2010 Seating | 489 | 49,508 |
| 2010 Non-Seating | 50 | 0 |
| 2013 Catering | 5 | 0 |
| 2014 Mobile Food Dispensing Vehicle | 17 | 0 |
| 2014 Hot Dog Cart | 3 | 0 |
| Subtotal: Food Service | 564 | 49,508 |
| Lodging | | |
| 2001 Hotel | 19 | 1,491 |
| 2002 Motel | 46 | 3,545 |
| 2003 Transient Apartment | 3 | 151 |
| 2003 Nontransient Apartment | 129 | 5,557 |
| 2004 Transient Rooming House | 1 | 25 |
| 2005 Bed and Breakfast | 1 | 5 |
| 2006 Resort Condominium Single | 29 | 381 |
| 2006 Resort Condominium Group | 45 | 3,180 |
| 2006 Resort Condominium Collective | 26 | 1,306 |
| 2007 Resort Dwelling Single | 10 | 236 |
| 2007 Resort Dwelling Collective | 14 | 278 |
| Subtotal: Lodging | 323 | 16,155 |
| Total: Okaloosa County | 887 | 65,663 |

**HR400A-SUM Public Food Service and Lodging
 License and Unit Summary by County**

Okeechobee County

| Prof. Code and Description | # Accounts | # Seats/Units |
|-------------------------------------|------------|---------------|
| Food Service | | |
| 2010 Seating | 71 | 6,346 |
| 2010 Non-Seating | 7 | 0 |
| 2013 Catering | 1 | 0 |
| 2014 Mobile Food Dispensing Vehicle | 9 | 0 |
| 2014 Hot Dog Cart | 2 | 0 |
| 2015 Vending Machine | 2 | 0 |
| Subtotal: Food Service | 92 | 6,346 |
| Lodging | | |
| 2002 Motel | 12 | 479 |
| 2003 Transient Apartment | 3 | 30 |
| 2003 Nontransient Apartment | 10 | 347 |
| 2004 Transient Rooming House | 1 | 14 |
| 2004 Nontransient Rooming House | 1 | 10 |
| Subtotal: Lodging | 27 | 880 |
| Total: Okeechobee County | 119 | 7,226 |

**HR400A-SUM Public Food Service and Lodging
License and Unit Summary by County**

Orange County

| Prof. Code and Description | # Accounts | # Seats/Units |
|-------------------------------------|--------------|----------------|
| Food Service | | |
| 2010 Seating | 2,739 | 410,613 |
| 2010 Non-Seating | 480 | 0 |
| 2012 Theme Park Food Cart | 18 | 391 |
| 2013 Catering | 55 | 0 |
| 2014 Mobile Food Dispensing Vehicle | 264 | 0 |
| 2014 Hot Dog Cart | 130 | 0 |
| 2015 Vending Machine | 239 | 0 |
| Subtotal: Food Service | 3,925 | 411,004 |
| Lodging | | |
| 2001 Hotel | 172 | 54,137 |
| 2002 Motel | 93 | 24,335 |
| 2003 Transient Apartment | 10 | 689 |
| 2003 Nontransient Apartment | 728 | 109,485 |
| 2004 Transient Rooming House | 14 | 193 |
| 2004 Nontransient Rooming House | 7 | 91 |
| 2005 Bed and Breakfast | 3 | 22 |
| 2006 Resort Condominium Single | 207 | 2,125 |
| 2006 Resort Condominium Group | 50 | 16,046 |
| 2006 Resort Condominium Collective | 6 | 172 |
| 2007 Resort Dwelling Single | 159 | 696 |
| 2007 Resort Dwelling Group | 4 | 381 |
| 2007 Resort Dwelling Collective | 4 | 54 |
| Subtotal: Lodging | 1,457 | 208,426 |
| Total: Orange County | 5,382 | 619,430 |

**HR400A-SUM Public Food Service and Lodging
License and Unit Summary by County**

Osceola County

| Prof. Code and Description | # Accounts | # Seats/Units |
|-------------------------------------|--------------|----------------|
| Food Service | | |
| 2010 Seating | 654 | 87,049 |
| 2010 Non-Seating | 88 | 0 |
| 2012 Theme Park Food Cart | 2 | 6 |
| 2013 Catering | 4 | 0 |
| 2014 Mobile Food Dispensing Vehicle | 5 | 0 |
| 2014 Hot Dog Cart | 1 | 0 |
| 2015 Vending Machine | 7 | 0 |
| Subtotal: Food Service | 761 | 87,055 |
| Lodging | | |
| 2001 Hotel | 31 | 12,587 |
| 2002 Motel | 95 | 13,572 |
| 2003 Transient Apartment | 10 | 382 |
| 2003 Nontransient Apartment | 123 | 13,116 |
| 2004 Transient Rooming House | 4 | 63 |
| 2004 Nontransient Rooming House | 2 | 306 |
| 2006 Resort Condominium Single | 727 | 1,139 |
| 2006 Resort Condominium Group | 47 | 7,806 |
| 2006 Resort Condominium Collective | 22 | 480 |
| 2007 Resort Dwelling Single | 5,195 | 5,261 |
| 2007 Resort Dwelling Group | 4 | 843 |
| 2007 Resort Dwelling Collective | 81 | 1,069 |
| Subtotal: Lodging | 6,341 | 56,624 |
| Total: Osceola County | 7,102 | 143,679 |

**HR400A-SUM Public Food Service and Lodging
License and Unit Summary by County**

Palm Beach County

| Prof. Code and Description | # Accounts | # Seats/Units |
|-------------------------------------|--------------|----------------|
| Food Service | | |
| 2010 Seating | 2,596 | 273,926 |
| 2010 Non-Seating | 336 | 0 |
| 2013 Catering | 49 | 0 |
| 2014 Mobile Food Dispensing Vehicle | 98 | 0 |
| 2014 Hot Dog Cart | 44 | 0 |
| 2015 Vending Machine | 11 | 0 |
| Subtotal: Food Service | 3,134 | 273,926 |
| Lodging | | |
| 2001 Hotel | 76 | 11,478 |
| 2002 Motel | 102 | 4,500 |
| 2003 Transient Apartment | 62 | 1,062 |
| 2003 Nontransient Apartment | 1,191 | 60,979 |
| 2004 Transient Rooming House | 14 | 277 |
| 2004 Nontransient Rooming House | 18 | 330 |
| 2005 Bed and Breakfast | 11 | 73 |
| 2006 Resort Condominium Single | 10 | 640 |
| 2006 Resort Condominium Group | 23 | 1,455 |
| 2006 Resort Condominium Collective | 8 | 164 |
| 2007 Resort Dwelling Single | 32 | 53 |
| 2007 Resort Dwelling Group | 3 | 216 |
| 2007 Resort Dwelling Collective | 2 | 8 |
| Subtotal: Lodging | 1,552 | 81,235 |
| Total: Palm Beach County | 4,686 | 355,161 |

**HR400A-SUM Public Food Service and Lodging
License and Unit Summary by County**

Pasco County

| Prof. Code and Description | # Accounts | # Seats/Units |
|-------------------------------------|------------|---------------|
| Food Service | | |
| 2010 Seating | 615 | 55,385 |
| 2010 Non-Seating | 55 | 0 |
| 2013 Catering | 1 | 0 |
| 2014 Mobile Food Dispensing Vehicle | 17 | 0 |
| 2014 Hot Dog Cart | 9 | 0 |
| 2015 Vending Machine | 1 | 0 |
| Subtotal: Food Service | 698 | 55,385 |
| Lodging | | |
| 2001 Hotel | 13 | 1,076 |
| 2002 Motel | 33 | 1,420 |
| 2003 Transient Apartment | 7 | 96 |
| 2003 Nontransient Apartment | 150 | 11,550 |
| 2004 Transient Rooming House | 1 | 25 |
| 2005 Bed and Breakfast | 1 | 3 |
| 2006 Resort Condominium Single | 30 | 34 |
| 2006 Resort Condominium Group | 2 | 728 |
| 2006 Resort Condominium Collective | 2 | 48 |
| 2007 Resort Dwelling Single | 28 | 31 |
| 2007 Resort Dwelling Group | 1 | 12 |
| 2007 Resort Dwelling Collective | 4 | 37 |
| Subtotal: Lodging | 272 | 15,060 |
| Total: Pasco County | 970 | 70,445 |

**HR400A-SUM Public Food Service and Lodging
License and Unit Summary by County**

Pinellas County

| Prof. Code and Description | # Accounts | # Seats/Units |
|-------------------------------------|--------------|----------------|
| Food Service | | |
| 2010 Seating | 1,996 | 200,629 |
| 2010 Non-Seating | 282 | 0 |
| 2012 Theme Park Food Cart | 1 | 1 |
| 2013 Catering | 27 | 0 |
| 2014 Mobile Food Dispensing Vehicle | 99 | 0 |
| 2014 Hot Dog Cart | 180 | 0 |
| 2015 Vending Machine | 2 | 0 |
| Subtotal: Food Service | 2,587 | 200,630 |
| Lodging | | |
| 2001 Hotel | 70 | 8,664 |
| 2002 Motel | 254 | 10,666 |
| 2003 Transient Apartment | 140 | 1,268 |
| 2003 Nontransient Apartment | 1,299 | 60,217 |
| 2004 Transient Rooming House | 7 | 80 |
| 2004 Nontransient Rooming House | 4 | 67 |
| 2005 Bed and Breakfast | 15 | 103 |
| 2006 Resort Condominium Single | 7 | 58 |
| 2006 Resort Condominium Group | 78 | 2,776 |
| 2006 Resort Condominium Collective | 42 | 1,494 |
| 2007 Resort Dwelling Single | 27 | 39 |
| 2007 Resort Dwelling Group | 7 | 40 |
| 2007 Resort Dwelling Collective | 8 | 57 |
| Subtotal: Lodging | 1,958 | 85,529 |
| Total: Pinellas County | 4,545 | 286,159 |

**HR400A-SUM Public Food Service and Lodging
License and Unit Summary by County**

Polk County

| Prof. Code and Description | # Accounts | # Seats/Units |
|-------------------------------------|--------------|----------------|
| Food Service | | |
| 2010 Seating | 813 | 73,863 |
| 2010 Non-Seating | 108 | 0 |
| 2013 Catering | 8 | 0 |
| 2014 Mobile Food Dispensing Vehicle | 58 | 0 |
| 2014 Hot Dog Cart | 8 | 0 |
| 2015 Vending Machine | 10 | 0 |
| Subtotal: Food Service | 1,005 | 73,863 |
| Lodging | | |
| 2001 Hotel | 28 | 2,416 |
| 2002 Motel | 87 | 4,560 |
| 2003 Transient Apartment | 20 | 197 |
| 2003 Nontransient Apartment | 355 | 19,983 |
| 2004 Transient Rooming House | 16 | 367 |
| 2004 Nontransient Rooming House | 3 | 23 |
| 2005 Bed and Breakfast | 5 | 33 |
| 2006 Resort Condominium Single | 81 | 91 |
| 2006 Resort Condominium Group | 5 | 618 |
| 2006 Resort Condominium Collective | 29 | 1,199 |
| 2007 Resort Dwelling Single | 3,106 | 3,108 |
| 2007 Resort Dwelling Group | 2 | 527 |
| 2007 Resort Dwelling Collective | 50 | 1,183 |
| Subtotal: Lodging | 3,787 | 34,305 |
| Total: Polk County | 4,792 | 108,168 |

**HR400A-SUM Public Food Service and Lodging
License and Unit Summary by County**

Putnam County

| Prof. Code and Description | # Accounts | # Seats/Units |
|-------------------------------------|------------|---------------|
| Food Service | | |
| 2010 Seating | 96 | 7,122 |
| 2010 Non-Seating | 9 | 0 |
| 2014 Mobile Food Dispensing Vehicle | 8 | 0 |
| 2014 Hot Dog Cart | 2 | 0 |
| 2015 Vending Machine | 1 | 0 |
| Subtotal: Food Service | 116 | 7,122 |
| Lodging | | |
| 2001 Hotel | 1 | 73 |
| 2002 Motel | 21 | 436 |
| 2003 Transient Apartment | 1 | 11 |
| 2003 Nontransient Apartment | 33 | 1,418 |
| 2004 Transient Rooming House | 2 | 22 |
| 2005 Bed and Breakfast | 4 | 20 |
| 2006 Resort Condominium Group | 1 | 23 |
| Subtotal: Lodging | 63 | 2,003 |
| Total: Putnam County | 179 | 9,125 |

**HR400A-SUM Public Food Service and Lodging
License and Unit Summary by County**

Santa Rosa County

| Prof. Code and Description | # Accounts | # Seats/Units |
|-------------------------------------|------------|---------------|
| Food Service | | |
| 2010 Seating | 196 | 14,715 |
| 2010 Non-Seating | 14 | 0 |
| 2013 Catering | 1 | 0 |
| 2014 Mobile Food Dispensing Vehicle | 5 | 0 |
| 2014 Hot Dog Cart | 4 | 0 |
| Subtotal: Food Service | 220 | 14,715 |
| Lodging | | |
| 2001 Hotel | 4 | 244 |
| 2002 Motel | 8 | 510 |
| 2003 Nontransient Apartment | 55 | 2,254 |
| 2004 Nontransient Rooming House | 1 | 9 |
| 2006 Resort Condominium Single | 3 | 3 |
| 2006 Resort Condominium Group | 7 | 160 |
| 2006 Resort Condominium Collective | 6 | 211 |
| 2007 Resort Dwelling Single | 33 | 59 |
| 2007 Resort Dwelling Group | 1 | 1 |
| 2007 Resort Dwelling Collective | 11 | 90 |
| Subtotal: Lodging | 129 | 3,541 |
| Total: Santa Rosa County | 349 | 18,256 |

**HR400A-SUM Public Food Service and Lodging
License and Unit Summary by County**

Sarasota County

| Prof. Code and Description | # Accounts | # Seats/Units |
|-------------------------------------|--------------|----------------|
| Food Service | | |
| 2010 Seating | 801 | 80,035 |
| 2010 Non-Seating | 82 | 0 |
| 2013 Catering | 15 | 0 |
| 2014 Mobile Food Dispensing Vehicle | 15 | 0 |
| 2014 Hot Dog Cart | 12 | 0 |
| 2015 Vending Machine | 17 | 0 |
| Subtotal: Food Service | 942 | 80,035 |
| Lodging | | |
| 2001 Hotel | 22 | 2,478 |
| 2002 Motel | 60 | 2,609 |
| 2003 Transient Apartment | 59 | 503 |
| 2003 Nontransient Apartment | 206 | 10,829 |
| 2004 Transient Rooming House | 1 | 26 |
| 2004 Nontransient Rooming House | 2 | 37 |
| 2005 Bed and Breakfast | 4 | 27 |
| 2006 Resort Condominium Single | 6 | 11 |
| 2006 Resort Condominium Group | 61 | 2,799 |
| 2006 Resort Condominium Collective | 21 | 492 |
| 2007 Resort Dwelling Single | 21 | 32 |
| 2007 Resort Dwelling Group | 3 | 10 |
| 2007 Resort Dwelling Collective | 17 | 217 |
| Subtotal: Lodging | 483 | 20,070 |
| Total: Sarasota County | 1,425 | 100,105 |

**HR400A-SUM Public Food Service and Lodging
License and Unit Summary by County**

Seminole County

| Prof. Code and Description | # Accounts | # Seats/Units |
|-------------------------------------|--------------|----------------|
| Food Service | | |
| 2010 Seating | 702 | 66,392 |
| 2010 Non-Seating | 99 | 0 |
| 2013 Catering | 13 | 0 |
| 2014 Mobile Food Dispensing Vehicle | 8 | 0 |
| 2014 Hot Dog Cart | 4 | 0 |
| 2015 Vending Machine | 23 | 0 |
| Subtotal: Food Service | 849 | 66,392 |
| Lodging | | |
| 2001 Hotel | 18 | 2,416 |
| 2002 Motel | 25 | 2,281 |
| 2003 Transient Apartment | 3 | 425 |
| 2003 Nontransient Apartment | 172 | 31,640 |
| 2004 Transient Rooming House | 1 | 9 |
| 2004 Nontransient Rooming House | 3 | 26 |
| 2005 Bed and Breakfast | 2 | 7 |
| 2006 Resort Condominium Single | 1 | 1 |
| 2007 Resort Dwelling Single | 2 | 2 |
| Subtotal: Lodging | 227 | 36,807 |
| Total: Seminole County | 1,076 | 103,199 |

**HR400A-SUM Public Food Service and Lodging
License and Unit Summary by County**

St. Johns County

| Prof. Code and Description | # Accounts | # Seats/Units |
|-------------------------------------|------------|---------------|
| Food Service | | |
| 2010 Seating | 499 | 42,635 |
| 2010 Non-Seating | 48 | 0 |
| 2013 Catering | 2 | 0 |
| 2014 Mobile Food Dispensing Vehicle | 8 | 0 |
| 2014 Hot Dog Cart | 7 | 0 |
| 2015 Vending Machine | 5 | 0 |
| Subtotal: Food Service | 569 | 42,635 |
| Lodging | | |
| 2001 Hotel | 26 | 2,816 |
| 2002 Motel | 57 | 2,740 |
| 2003 Transient Apartment | 5 | 103 |
| 2003 Nontransient Apartment | 47 | 2,804 |
| 2004 Transient Rooming House | 3 | 38 |
| 2004 Nontransient Rooming House | 1 | 9 |
| 2005 Bed and Breakfast | 31 | 247 |
| 2006 Resort Condominium Single | 4 | 4 |
| 2006 Resort Condominium Group | 28 | 1,632 |
| 2006 Resort Condominium Collective | 7 | 145 |
| 2007 Resort Dwelling Single | 16 | 29 |
| 2007 Resort Dwelling Group | 2 | 23 |
| 2007 Resort Dwelling Collective | 5 | 91 |
| Subtotal: Lodging | 232 | 10,681 |
| Total: St. Johns County | 801 | 53,316 |

**HR400A-SUM Public Food Service and Lodging
License and Unit Summary by County**

St. Lucie County

| Prof. Code and Description | # Accounts | # Seats/Units |
|-------------------------------------|------------|---------------|
| Food Service | | |
| 2010 Seating | 400 | 32,956 |
| 2010 Non-Seating | 57 | 0 |
| 2013 Catering | 5 | 0 |
| 2014 Mobile Food Dispensing Vehicle | 14 | 0 |
| 2014 Hot Dog Cart | 6 | 0 |
| 2015 Vending Machine | 15 | 0 |
| Subtotal: Food Service | 497 | 32,956 |
| Lodging | | |
| 2001 Hotel | 17 | 1,993 |
| 2002 Motel | 27 | 1,161 |
| 2003 Transient Apartment | 15 | 116 |
| 2003 Nontransient Apartment | 85 | 5,525 |
| 2004 Transient Rooming House | 2 | 12 |
| 2004 Nontransient Rooming House | 6 | 67 |
| 2005 Bed and Breakfast | 1 | 5 |
| 2006 Resort Condominium Group | 9 | 537 |
| 2006 Resort Condominium Collective | 1 | 23 |
| 2007 Resort Dwelling Collective | 1 | 5 |
| Subtotal: Lodging | 164 | 9,444 |
| Total: St. Lucie County | 661 | 42,400 |

**HR400A-SUM Public Food Service and Lodging
License and Unit Summary by County**

Sumter County

| Prof. Code and Description | # Accounts | # Seats/Units |
|-------------------------------------|------------|---------------|
| Food Service | | |
| 2010 Seating | 126 | 12,983 |
| 2010 Non-Seating | 15 | 0 |
| 2013 Catering | 1 | 0 |
| 2014 Mobile Food Dispensing Vehicle | 17 | 0 |
| 2015 Vending Machine | 1 | 0 |
| Subtotal: Food Service | 160 | 12,983 |
| Lodging | | |
| 2001 Hotel | 3 | 271 |
| 2002 Motel | 9 | 499 |
| 2003 Transient Apartment | 4 | 24 |
| 2003 Nontransient Apartment | 16 | 467 |
| 2005 Bed and Breakfast | 3 | 16 |
| 2007 Resort Dwelling Single | 2 | 13 |
| 2007 Resort Dwelling Group | 1 | 48 |
| 2007 Resort Dwelling Collective | 12 | 801 |
| Subtotal: Lodging | 50 | 2,139 |
| Total: Sumter County | 210 | 15,122 |

**HR400A-SUM Public Food Service and Lodging
License and Unit Summary by County**

Suwannee County

| Prof. Code and Description | # Accounts | # Seats/Units |
|-------------------------------------|------------|---------------|
| Food Service | | |
| 2010 Seating | 55 | 4,119 |
| 2010 Non-Seating | 3 | 0 |
| 2014 Mobile Food Dispensing Vehicle | 3 | 0 |
| 2015 Vending Machine | 5 | 0 |
| Subtotal: Food Service | 66 | 4,119 |
| Lodging | | |
| 2001 Hotel | 1 | 68 |
| 2002 Motel | 11 | 312 |
| 2003 Transient Apartment | 4 | 16 |
| 2003 Nontransient Apartment | 11 | 424 |
| 2007 Resort Dwelling Single | 3 | 5 |
| Subtotal: Lodging | 30 | 825 |
| Total: Suwannee County | 96 | 4,944 |

**HR400A-SUM Public Food Service and Lodging
License and Unit Summary by County**

Taylor County

| Prof. Code and Description | # Accounts | # Seats/Units |
|-------------------------------------|------------|---------------|
| Food Service | | |
| 2010 Seating | 35 | 3,008 |
| 2010 Non-Seating | 1 | 0 |
| 2014 Mobile Food Dispensing Vehicle | 3 | 0 |
| Subtotal: Food Service | 39 | 3,008 |
| Lodging | | |
| 2001 Hotel | 1 | 60 |
| 2002 Motel | 17 | 426 |
| 2003 Transient Apartment | 3 | 13 |
| 2003 Nontransient Apartment | 7 | 282 |
| 2004 Nontransient Rooming House | 1 | 7 |
| 2006 Resort Condominium Single | 1 | 16 |
| 2006 Resort Condominium Group | 1 | 8 |
| 2007 Resort Dwelling Single | 11 | 18 |
| 2007 Resort Dwelling Group | 3 | 40 |
| 2007 Resort Dwelling Collective | 2 | 12 |
| Subtotal: Lodging | 47 | 882 |
| Total: Taylor County | 86 | 3,890 |

**HR400A-SUM Public Food Service and Lodging
License and Unit Summary by County**

Union County

| Prof. Code and Description | # Accounts | # Seats/Units |
|-------------------------------|------------|---------------|
| Food Service | | |
| 2010 Seating | 6 | 396 |
| 2010 Non-Seating | 1 | 0 |
| Subtotal: Food Service | 7 | 396 |
| Lodging | | |
| 2003 Nontransient Apartment | 2 | 80 |
| Subtotal: Lodging | 2 | 80 |
| Total: Union County | 9 | 476 |

**HR400A-SUM Public Food Service and Lodging
License and Unit Summary by County**

Volusia County

| Prof. Code and Description | # Accounts | # Seats/Units |
|-------------------------------------|--------------|----------------|
| Food Service | | |
| 2010 Seating | 997 | 94,301 |
| 2010 Non-Seating | 115 | 0 |
| 2013 Catering | 8 | 0 |
| 2014 Mobile Food Dispensing Vehicle | 57 | 0 |
| 2014 Hot Dog Cart | 7 | 0 |
| 2015 Vending Machine | 42 | 0 |
| Subtotal: Food Service | 1,226 | 94,301 |
| Lodging | | |
| 2001 Hotel | 33 | 3,580 |
| 2002 Motel | 201 | 9,020 |
| 2003 Transient Apartment | 17 | 254 |
| 2003 Nontransient Apartment | 423 | 21,031 |
| 2004 Transient Rooming House | 4 | 66 |
| 2004 Nontransient Rooming House | 2 | 46 |
| 2005 Bed and Breakfast | 13 | 82 |
| 2006 Resort Condominium Single | 27 | 459 |
| 2006 Resort Condominium Group | 109 | 5,852 |
| 2006 Resort Condominium Collective | 17 | 589 |
| 2007 Resort Dwelling Single | 58 | 62 |
| 2007 Resort Dwelling Group | 2 | 201 |
| 2007 Resort Dwelling Collective | 3 | 25 |
| Subtotal: Lodging | 909 | 41,267 |
| Total: Volusia County | 2,135 | 135,568 |

**HR400A-SUM Public Food Service and Lodging
License and Unit Summary by County**

Wakulla County

| Prof. Code and Description | # Accounts | # Seats/Units |
|-------------------------------------|------------|---------------|
| Food Service | | |
| 2010 Seating | 43 | 3,266 |
| 2010 Non-Seating | 2 | 0 |
| 2014 Mobile Food Dispensing Vehicle | 2 | 0 |
| Subtotal: Food Service | 47 | 3,266 |
| Lodging | | |
| 2001 Hotel | 3 | 155 |
| 2002 Motel | 2 | 43 |
| 2005 Bed and Breakfast | 1 | 7 |
| 2006 Resort Condominium Group | 1 | 24 |
| 2007 Resort Dwelling Single | 1 | 1 |
| Subtotal: Lodging | 8 | 230 |
| Total: Wakulla County | 55 | 3,496 |

**HR400A-SUM Public Food Service and Lodging
License and Unit Summary by County**

Walton County

| Prof. Code and Description | # Accounts | # Seats/Units |
|-------------------------------------|------------|---------------|
| Food Service | | |
| 2010 Seating | 229 | 21,449 |
| 2010 Non-Seating | 7 | 0 |
| 2013 Catering | 4 | 0 |
| 2014 Mobile Food Dispensing Vehicle | 6 | 0 |
| 2014 Hot Dog Cart | 2 | 0 |
| Subtotal: Food Service | 248 | 21,449 |
| Lodging | | |
| 2001 Hotel | 8 | 1,268 |
| 2002 Motel | 12 | 579 |
| 2003 Transient Apartment | 1 | 4 |
| 2003 Nontransient Apartment | 10 | 370 |
| 2004 Transient Rooming House | 2 | 18 |
| 2005 Bed and Breakfast | 3 | 15 |
| 2006 Resort Condominium Single | 63 | 66 |
| 2006 Resort Condominium Group | 28 | 2,093 |
| 2006 Resort Condominium Collective | 42 | 1,406 |
| 2007 Resort Dwelling Single | 296 | 885 |
| 2007 Resort Dwelling Group | 2 | 5 |
| 2007 Resort Dwelling Collective | 23 | 695 |
| Subtotal: Lodging | 490 | 7,404 |
| Total: Walton County | 738 | 28,853 |

**HR400A-SUM Public Food Service and Lodging
License and Unit Summary by County**

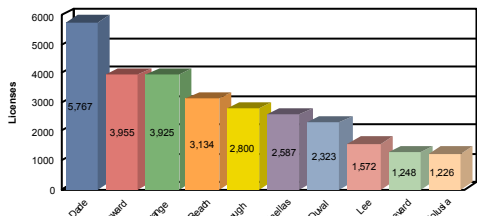
Washington County

| Prof. Code and Description | # Accounts | # Seats/Units |
|-------------------------------------|------------|---------------|
| Food Service | | |
| 2010 Seating | 40 | 2,750 |
| 2010 Non-Seating | 3 | 0 |
| 2014 Mobile Food Dispensing Vehicle | 1 | 0 |
| Subtotal: Food Service | 44 | 2,750 |
| Lodging | | |
| 2002 Motel | 7 | 261 |
| 2003 Nontransient Apartment | 10 | 165 |
| 2007 Resort Dwelling Single | 1 | 1 |
| Subtotal: Lodging | 18 | 427 |
| Total: Washington County | 62 | 3,177 |

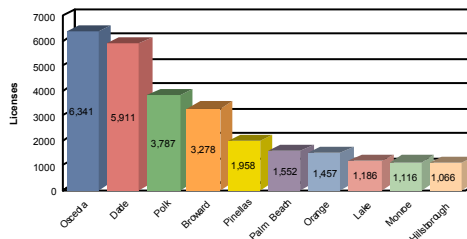
HR400A-SUM Public Food Service and Lodging License and Unit Summary by County

| | # Accounts | # Seats/Units |
|---------------------|---------------|------------------|
| Grand Total: | 82,595 | 5,082,541 |

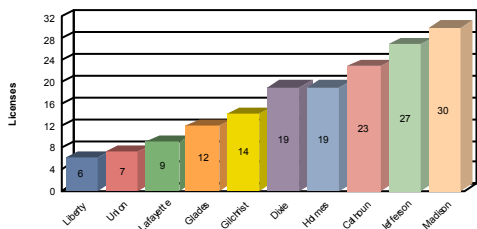
Most Food Licenses



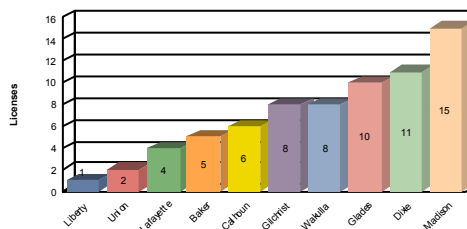
Most Lodging Licenses



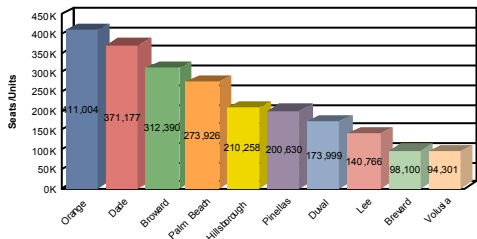
Least Food Licenses



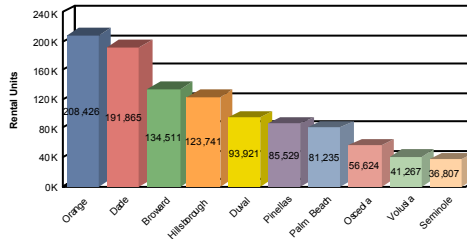
Least Lodging Licenses



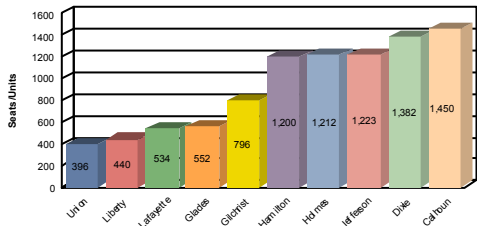
Most Food Seats/Units



Most Lodging Rental Units



Least Food Seats/Units



Least Lodging Rental Units

